



Greater  
Flagstaff  
Chamber  
of Commerce



Helios<sup>®</sup>  
Education Foundation

**June 1, 2018**

Dear Parents and Campers,

Welcome to FLG Coding Camp!

The time has almost come for your young ones to enjoy a fun-filled week of coding, robotics or web development! The Greater Flagstaff Chamber of Commerce and the Helios Education Foundation are thrilled that you have decided to participate and support our efforts to introduce, encourage, and inspire Flagstaff youth to learn coding.

Our mission is to provide the opportunity for Flagstaff youth of all socio-economic levels to learn computer programming through hands-on learning. In the process, we hope our campers will gain useful technical skills, learn the fundamentals of logic and experience the joy of STEM-based learning.

FLG Coding Camps are not only about programming; they also foster the fundamentals of logic and provide opportunities for campers to prosper in the digital world. While learning to code, campers will be introduced to mathematical and computational concepts such as variables and conditionals. They will learn strategies in order to solve problems, design projects, and communicate ideas. Campers will learn basic coding and interact with professionals in the greater Flagstaff community who will demonstrate the role that coding plays in their daily routine.

The objective is to teach all campers a "growth mindset", which means camp facilitators will not be teaching but rather giving support, acting as cheerleaders and facilitating open discussions. For example, we will ask questions that prompt campers to discuss their past attempts at solving a problem. We will point out additional resources and documents, and ensure that campers are working with peers if they cannot solve a problem alone. Finally, we will suggest that we all work together to solve a problem by tinkering and working as a group. This is an effective and fun method of educating future leaders of the world. We want them to learn but also feel that they have agency in their own education.

We appreciate your support in our FLG Coding Camp mentoring methods and look forward to watching your "Future Coder" soar @7,000ft.

The weekly itinerary, parent permission slips, and dress code guidelines are attached below. Please bring these signed documents to the first day of camp at **College of America, 399 South Malpais Lane, 2nd Floor, Flagstaff, AZ 86001**. Please note: FLG Code Camp t-shirts will not be distributed this year.

Should you have any questions or would like to volunteer for the camp, please call the Greater Flagstaff Chamber of Commerce at 928-774-4505 or email [nflora@flagstaffchamber.com](mailto:nflora@flagstaffchamber.com).

Thank you,

**Nicole Flora**  
**FLG Coding Camp Coordinator/Instructor**  
**Greater Flagstaff Chamber of Commerce**



Greater  
Flagstaff  
Chamber  
of Commerce



Heli<sup>o</sup>s<sup>®</sup>  
Education Foundation

### Emergency Contact Information Form

**This information will be extremely important in the event of an accident or medical emergency.  
Please be sure to sign and date this form**

Camper name: \_\_\_\_\_  
(first) (last)

Home phone: \_\_\_\_\_ Cell: \_\_\_\_\_

Home email: \_\_\_\_\_

Address: \_\_\_\_\_  
Street City State Zip

Primary Emergency Contact Name: \_\_\_\_\_

Relationship to camper: \_\_\_\_\_

Cell phone: \_\_\_\_\_ Home phone: \_\_\_\_\_

Work phone: \_\_\_\_\_

Secondary Emergency Contact Name: \_\_\_\_\_

Relationship to camper: \_\_\_\_\_

Cell phone: \_\_\_\_\_ Home phone: \_\_\_\_\_

Work phone: \_\_\_\_\_

#### Insurance Information

Company: \_\_\_\_\_ Policy #: \_\_\_\_\_

Comments (include any special medical or personal information you would want an emergency care provider to know or any special contact information).

Signature: \_\_\_\_\_ Date: \_\_\_\_\_



Greater  
Flagstaff  
Chamber  
of Commerce



Heli<sup>o</sup>s<sup>®</sup>  
Education Foundation

## The Greater Flagstaff Chamber of Commerce presenting the FLG Code Camp LIABILITY WAIVER/MEDIA RELEASE

### I. LIABILITY WAIVER

The FLG Code Camp strives to provide a safe environment and discourages all forms of reckless or dangerous behavior at all camp gatherings and events. However, it is impossible to predict or prevent all accidents. I am aware, understand and accept that participation in FLG Code Camp involves certain risks, not all of which can be listed here, but which include without limitation, slipping and/or falling, collision with other obstacles, failure of equipment and lighting and the negligence of other people.

The FLG Code Camp will conduct designated camp days for multiple children, often without parents and/or guardians in constant attendance. It is emphasized that the FLG Code Camp is not a licensed daycare provider. It is the policy of the FLG Code Camp that once a child has been dropped off for participation at a designated camp site, that child may not leave without parental/guardian accompaniment. If a child violates this policy, and leaves a designated camp area without parental/guardian accompaniment, the FLG Code Camp will not be held responsible.

By signing this Liability waiver, I agree to indemnify, defend and hold harmless FLG Code Camp, its successors, assigns, agents, employees, and invitees from any claims, actions, losses, damages, injuries, sickness or expenses made by anyone who suffers loss as a result of my actions at any FLG Code Camp activity or gathering. I RELEASE, DISCHARGE AND PROMISE NOT TO SUE FLG Code Camp for any loss, liability, damage, or cost whatsoever arising out of any loss, damage, sickness, or injury (including death) to my person or property while at any FLG Code Camp gathering or activity.

### II. MEDIA RELEASE

Camp or club dates conducted by the FLG Code Camp are often the subject of photography, video and/or audio recording. By signing this release, I am giving the FLG Code Camp permission to use any such photographs, video and/or audio recordings of my child for any public relations purposes, or such other purposes as the FLG Code Camp deems appropriate.

### III. SIGNATURE

I have read and understand the terms of this liability waiver/release agreement. I understand this liability waiver/release agreement applies to any and all losses, damages, sicknesses and/or injuries incurred by a participant in any activity conducted by the FLG Code Camp hosted by the Greater Flagstaff Chamber of Commerce.

I am signing this liability waiver/release agreement freely and of my own accord and understand that it is binding upon myself, my heirs and assigns. I certify and warrant, where applicable, that I am a minor's legal parent or guardian and that I have full authority to execute this liability waiver/release agreement on the minor's behalf. As a condition of being allowed to participate in activities conducted by the FLG Code Camp, I agree to all terms of this liability waiver/release agreement.

Date: \_\_\_\_\_

Signature: \_\_\_\_\_

**PARENT/GUARDIAN WAIVER - FOR MINOR**

If the person who is to enter into this agreement is under 18 years of age, his/her parent or guardian must also read and sign the following:

I, \_\_\_\_\_, acting as parent, natural guardian or legal guardian of \_\_\_\_\_, hereby affirm that I have read the liability waiver/release agreement, understand the same and understand that it is a release of all claims for injury, sickness, death and/or property damage incurred by any participant in an activity conducted by the FLG Code Camp/Club.

Parent/Guardian Signature: \_\_\_\_\_ Please Print Name: \_\_\_\_\_

Date: \_\_\_\_\_

**SNACK BREAKS**

Because the FLG Code Camp and Club is free to all participants and made possible through generous donations from our local businesses, we ask that if your camp participant has any special dietary restrictions or needs that you provide your child with an appropriate snack each camp day. These individual snacks will be collected at the start of each camp day and distributed to your child during the snack break.

Parent/Guardian Initials: \_\_\_\_\_

**FIELD TRIPS**

During the FLG Code Camp week, we anticipate leaving the College America building and walking with our campers to Barnes & Noble and Dairy Queen for either a snack break or educational field trip. Both of these facilities are adjacent to the College America campus. There will be adult supervision provided at all times.

\_\_\_\_\_  
Parent/Guardian Signature

\_\_\_\_\_  
Please Print

\_\_\_\_\_  
Date

## CAMP SCHEDULE

### Week 1: June 11-15

8AM - 12PM	Web Development- James and Tiffany	11-16 Year olds
1PM - 5PM	Coding	8-12 Year Olds

### Week 2: June 18-22

8AM-12PM	Robotics	8-12 Year Olds
1PM-5PM	Coding	8-12 Year Olds

### Week 3: June 25-29

8AM-12PM	Coding	13-15 Year Olds
1PM-5PM	Robotics - The Wonder Factory	13-15 Year Olds

## DAILY SCHEDULE

### AM SESSION


8:00 AM	Sign In/Welcome/Introductions
8:30 AM	Video about coding and what the students will be learning that day
9:00 AM	Class Code Time
9:30 AM	
10:00 AM	Break
10:30 AM	Guest Speaker
11:00 AM	Class Code Time
11:30 AM	Break and Wrap-Up for tomorrow's lesson
12:00 PM	Parent Pick-Up

**PM Session**


1:00 PM	Sign In/Welcome/Introductions
1:30 PM	Video about coding and what the students will be learning that day
2:00 PM	Class Code Time
2:30 PM	
3:00 PM	Break
3:30 PM	Guest Speaker
4:00 PM	Class Code Time
4:30 PM	Break and Wrap-Up for tomorrow's lesson
5:00 PM	Parent Pick-Up

**DRESS CODE**








This may seem silly for a summer camp, but it's an opportunity for kids to start to think about professional appearance. And this is College America's dress code. Your child may bring a hat and sunscreen to wear during outside breaks.



Proper Attire on Campus



<p style="writing-mode: vertical-rl; transform: rotate(180deg);">Always Appropriate</p>	<ul style="list-style-type: none"> <li>•Sweaters and Blouses</li> <li>•Knit Tops</li> <li>•Suits/Sport Coats</li> <li>•Dress Shirts</li> <li>•Polo style Shirts</li> <li>•Denim Shirts/Tops</li> <li>•Sleeveless Tops**</li> </ul> <p style="text-align: center; background-color: #e91e63; color: white; padding: 5px;">Shirts/Tops</p> 	<ul style="list-style-type: none"> <li>•Cotton and/or Dress Slacks</li> <li>•Corduroys</li> <li>•Cargo Pants</li> <li>•Capri Slacks</li> <li>•Skirts (no more than 2" above knee)</li> <li>•Denim Skirts/Dresses</li> <li>•Nice Jeans (no slogans)</li> </ul> <p style="text-align: center; background-color: #e91e63; color: white; padding: 5px;">Pants/Skirts</p> 	<ul style="list-style-type: none"> <li>•Dress Shoes</li> <li>•Loafers</li> <li>•Boots</li> <li>•Tennis Shoes</li> <li>•Medical Students <b>MUST</b> wear closed-toed shoes</li> </ul> <p style="text-align: center; background-color: #e91e63; color: white; padding: 5px;">Footwear</p> 	<p>•NONE</p> <p>•NOTE: If you must cover your head for religious reasons, please speak with the instructor.</p> <p style="text-align: center; background-color: #e91e63; color: white; padding: 5px;">Headwear</p> 
<p style="writing-mode: vertical-rl; transform: rotate(180deg);">Never Appropriate</p>	<ul style="list-style-type: none"> <li>•Tube Tops</li> <li>•Spaghetti Straps</li> <li>•Tank Tops</li> <li>•Muscle Shirts</li> <li>•Old T-Shirts</li> <li>•Slogan T-Shirts</li> <li>•Halter Tops</li> <li>•Bare Midriff Shirts</li> </ul> <p style="text-align: center; background-color: #e91e63; color: white; padding: 5px;">Shirts/Tops</p> 	<ul style="list-style-type: none"> <li>•Short Shorts</li> <li>•Spandex</li> <li>•Cut-off Shorts</li> <li>•Micro Mini Skirts</li> <li>•Leggings as Pants</li> <li>•Sweatpants or Workout Gear</li> <li>•Sagging/low-slung pants</li> <li>•Pajamas</li> </ul> <p style="text-align: center; background-color: #e91e63; color: white; padding: 5px;">Pants/Skirts</p> 	<ul style="list-style-type: none"> <li>•Rubber flip flops or sandals</li> <li>•Rubber shoes</li> <li>•Barefeet</li> <li>•Bedroom slippers</li> <li>•Medical Students <b>CANNOT</b> wear open-toed shoes</li> </ul> <p style="text-align: center; background-color: #e91e63; color: white; padding: 5px;">Footwear</p> 	<p>•Any headwear</p> <p style="text-align: center; background-color: #e91e63; color: white; padding: 5px;">Headwear</p> 

\*\* in order for sleeveless attire to be acceptable, clothing must cover all undergarments and not be low-cut, revealing, or extremely tight fitting. Sleeveless attire should cover your entire shoulder